

## M12 Actuator/Sensor Distribution Boxes

ASBV.../LED

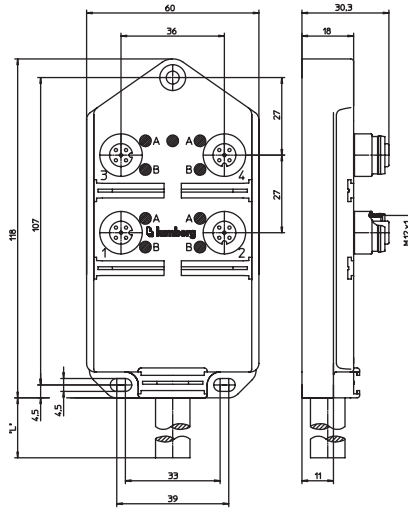


### 8-Ports (LED)

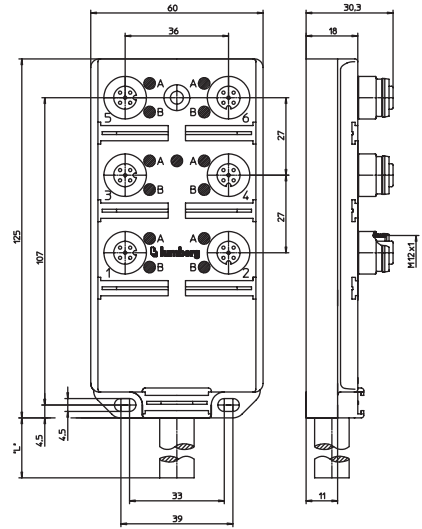
Actuator/sensor distribution box with LED operation and function indicators, top-entry, 4-, 6-, and 8-ports, M12 sockets, 5-poles, 2 signals per socket, with integrated control cable.

– control cable is suitable for c-track applications –

### 4-Ports



### 6-Ports



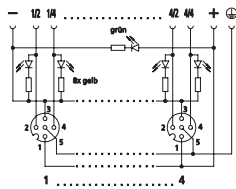
## Pin Assignments

M12

### Wiring Diagrams

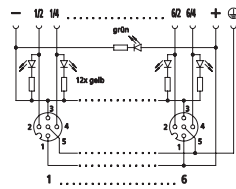


#### 4-Ports



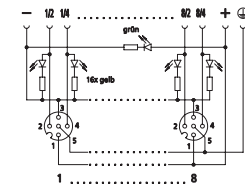
- |     |              |      |
|-----|--------------|------|
| 1 = | brown        | (C1) |
| 2 = | grey/pink    | (1)  |
|     | red/blue     | (2)  |
|     | white/green  | (3)  |
|     | brown/green  | (4)  |
|     | blue         | (C3) |
|     | white        | (1)  |
|     | green        | (2)  |
|     | yellow       | (3)  |
|     | grey         | (4)  |
| 5 = | green/yellow | (PE) |

#### 6-Ports



- |     |              |      |     |              |     |
|-----|--------------|------|-----|--------------|-----|
| 1 = | brown        | (C1) | 4 = | white        | (1) |
| 2 = | grey/pink    | (1)  |     | green        | (2) |
|     | red/blue     | (2)  |     | yellow       | (3) |
|     | white/green  | (3)  |     | grey         | (4) |
|     | brown/green  | (4)  |     | pink         | (5) |
|     | white/yellow | (5)  |     | red          | (6) |
|     | yellow/brown | (6)  | 5 = | green/yellow |     |
| 3 = | blue         | (-)  |     | (PE)         |     |

#### 8-Ports



- |     |              |      |     |              |      |
|-----|--------------|------|-----|--------------|------|
| 1 = | brown        | (C1) | 3 = | blue         | (-)  |
| 2 = | grey/pink    | (1)  | 4 = | white        | (1)  |
|     | red/blue     | (2)  |     | green        | (2)  |
|     | white/green  | (3)  |     | yellow       | (3)  |
|     | brown/green  | (4)  |     | grey         | (4)  |
|     | white/yellow | (5)  |     | pink         | (5)  |
|     | yellow/brown | (6)  |     | red          | (6)  |
|     | white/grey   | (7)  |     | black        | (7)  |
|     | grey/brown   | (8)  |     | violet       | (8)  |
|     |              |      | 5 = | green/yellow | (PE) |

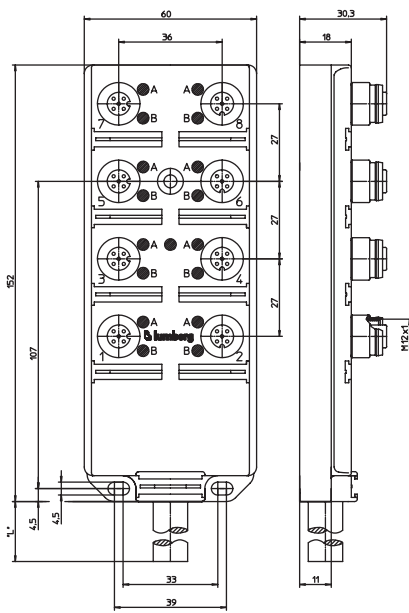


Be Certain with Belden

### M12 Actuator/Sensor Distribution Boxes

ASBV 4/LED 5-256 | ASBV 6/LED 5-332 | ASBV 8/LED 5-242

#### 8-Ports



#### Technical Data

##### Environmental

Degree of protection IP 67 / NEMA 6P  
 Operating temperature range -15°C (+5°F) / +80°C (+176°F)

##### Mechanical

Housing TPU, self-extinguishing  
 Insert PA GF, self-extinguishing  
 Contact CuZn, pre-nickeled and 0.8 microns gold-plated  
 Receptacle shell CuZn, nickel-plated  
 O-ring FKM

##### Electrical

Contact resistance ≤5mΩ  
 Voltage rating 10-30 V DC  
 Current rating 4 A per port / 12 A max. total  
 Insulation resistance > 10<sup>9</sup> Ω

##### Accessories (included)

ZVK 2 dust covers for unused sockets  
 ZBS 10 attachable labels

#### Cable Specifications

Cable No.	Outer Jacket	Conductor Size	Color	Outside Diameter
256	PUR, halogen-free	3 x 1.00 mm <sup>2</sup> 8 x 0.50 mm <sup>2</sup>	Black	.457" (11.6 mm)
332	PUR, halogen-free	3 x 1.00 mm <sup>2</sup> 12x 0.50 mm <sup>2</sup>	Black	.358" (9.1 mm)
242	PUR, halogen-free	3 x 1.00 mm <sup>2</sup> 16 x 0.50 mm <sup>2</sup>	Black	.453" (11.5 mm)

Part Number	Ports	Standard Cable Length	Characteristics
ASBV 4/LED 5-256/...M	4	5M, 10M, 15M	
ASBV 6/LED 5-332/...M	6	5M, 10M, 15M	
ASBV 8/LED 5-242/...M	8	5M, 10M, 15M	

Distribution Boxes